



General Information

Opening hours
9:00 to 17:00 (admission until 16:30)

Closing days
Mondays
(if Monday is a public holiday, the next weekday)
Year-end and New Year holidays
(December 29 to January 3)
Temporary closing days

Admission fee
Free *Please apply in advance for group visits

Outline of the facility

1F
Bird's-eye view space, small exhibition room, small meeting room, office

2F
Exhibition room, hall

3F
Document room 1, document room 2, reading room, maintenance room

Rooftop
Viewing space, landscape information board, solar panels, air and rainwater monitoring equipment
To reduce its environmental impact, the building incorporates solar power generation, eco-void construction, ice storage systems for building air-conditioning, rainwater harvesting, and other facilities.



MDA 55-10 Myoujin-cho, Minamata, Kumamoto 867-0055, Japan
TEL: +81-966-69-2400
<http://nimd.env.go.jp/archives>

Access

By car
About 2 hours from Kumamoto, Kagoshima, and Miyazaki; about 1 hour and 20 minutes from Hitoyoshi

By Kyushu Shinkansen
Shin-Minamata is about 1 hour from Hakata, 25 minutes from Kumamoto, and 30 minutes from Kagoshima-Chuo.
*The Minamata Disease Archives are about 15 minutes by car from Shin-Minamata Station.

By Hisatsu Orange Railway
Minamata is about 1 hour from Yatsushiro, and about 1 hour and 40 minutes from Sendai.
*The Minamata Disease Archives are about 5 minutes by car from Minamata Station.
*Take the Minamata Sanko Bus from Shin-Minamata Station or Minamata Station.
Get off at "Minamata Disease Municipal Museum Shita."
It is about a one minute walk from the bus stop.



English



The Minamata Disease Archives was established in 2001 as an affiliated facility of the National Institute for Minamata Disease (NIMD), the Ministry of the Environment.

The missions of the Minamata Disease Archives are to:

- (1) Collect, store, organize, and publish materials and information related to Minamata disease;
- (2) Disseminate information to citizens and researchers through exhibitions and information networks; and
- (3) Organize academic conferences on Minamata disease and mercury research, as well as environmental seminars.

Through these activities, we aim to promote further understanding regarding Minamata disease, communicate the lessons of Minamata disease, and contribute to the development of research on Minamata disease and mercury.

MDA
Ministry of the Environment
Minamata
Disease
Archives



2F Permanent exhibition

In addition to Minamata disease, visitors can learn about mercury, which is the causative agent of Minamata disease, including its forms, properties, and movement (circulation) in nature. The exhibition also includes the results of measurements of mercury concentrations in Minamata Bay seawater and the atmosphere, which are updated as needed. In addition, the exhibition introduces the results of research carried out by the NIMD, international contributions to the world's mercury pollution problems made by the Institute, and the Minamata Convention on Mercury.



A Overview of Minamata disease

This exhibition covers the mechanism of Minamata disease onset, the characteristics of its symptoms, the effects of methylmercury on the brain, the process of methylmercury cycling including its formation, release into the sea, and accumulation in the human body, and the pollution and environmental restoration of Minamata Bay.



B Investigation of the cause of Minamata disease

This exhibition displays a history of the research conducted by researchers and doctors from various organizations, including Kumamoto University, leading to the determination of the cause of Minamata disease, as well as the chronology of early research.



C Research on Minamata disease and mercury

Exhibits include information on the forms of existence of mercury as a substance, its recycling, methods for measuring mercury, and research on Minamata disease and mercury conducted by the NIMD.

Hall



The hall is used for events and conferences related to Minamata disease, and can accommodate up to 240 people.

Examples of main uses:

1. Events hosted by the NIMD (NIMD forums, assistive technology workshops, etc.)
2. Storyteller's lectures hosted by the Minamata Disease Municipal Museum
3. Events related to promotion of the Minamata area



D The World's mercury pollution problems

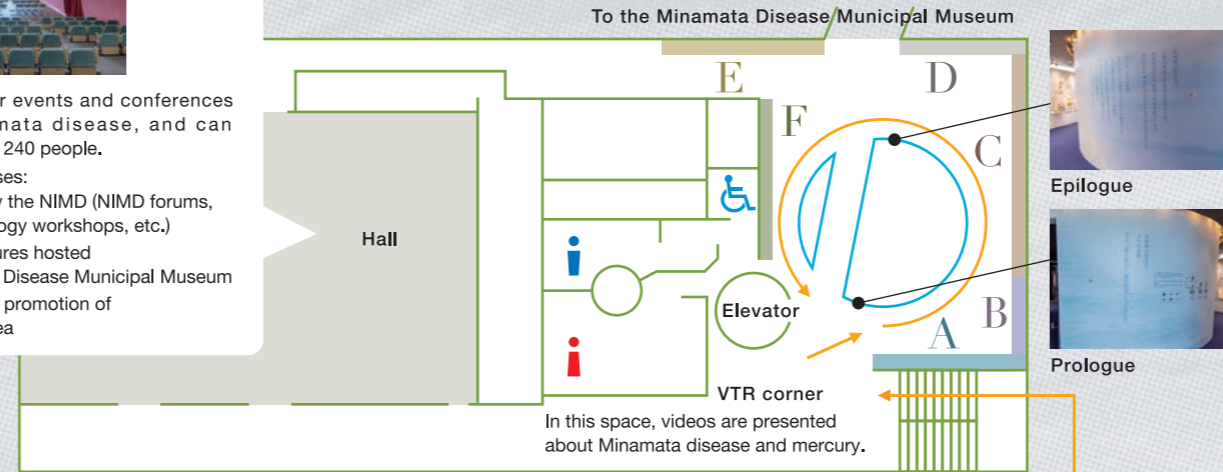
This exhibition displays global mercury emissions, pollution from metallic and inorganic mercury emitted during small-scale gold mining and other processes, and the international contributions of the NIMD to the world's mercury pollution problems.

E Q & A on Minamata disease and mercury

This is a Q&A corner that uses a touch panel to find answers regarding questions about Minamata disease and mercury. Now, think about what you have learned in the exhibition space of the Minamata Disease Archives.


F Message from Minamata

This exhibition shows Minamata as it is today, and what is being done for Minamata in the future. Why don't we think together about what we can do to make the most of our experience regarding Minamata disease?



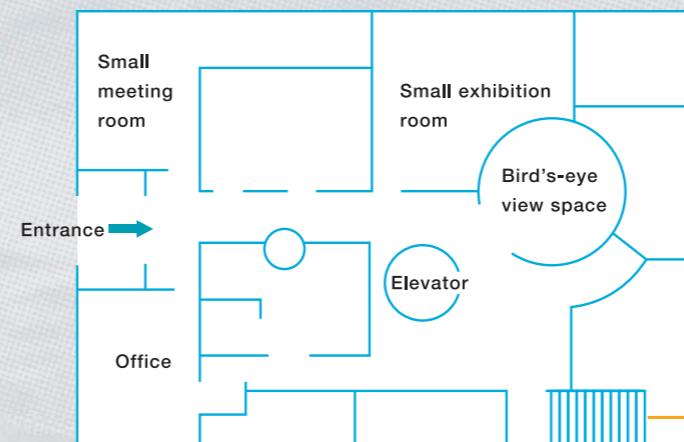
1F Bird's-eye view space

The wall screen displays images of Minamata City's topography, nature, and climate in a clear and attractive manner from three different perspectives: the air, ground, and sea. In addition, in the VR corner, visitors can enjoy a 360° view of Minamata as it is today, through VR goggles (there are sky, mountain, and sea versions).



Small exhibition room

Special exhibitions are held each year, with changing exhibits that focus on specific themes among the diverse research conducted by the NIMD on Minamata disease and mercury, as well as its community and international contribution activities.



3F Document rooms

This facility collects and stores materials and books related to Minamata disease, and makes them available for public use. Document room 1 primarily holds books related to Minamata disease. You can enter the room and review books when accompanied by a staff member. Document room 2 primarily stores historical materials related to Minamata disease and allows visitors to review materials that can be made open to the public by applying in advance.



Rooftop

From the rooftop you can enjoy both mountain and ocean views. In addition, research equipment for observing mercury in the air and rainwater has been installed on the roof, as part of the research conducted by the NIMD.

